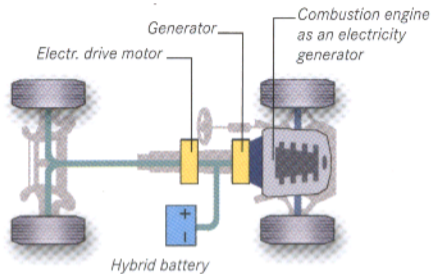
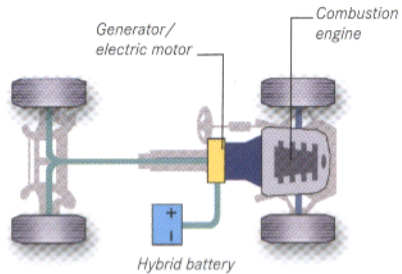


Serial hybrid



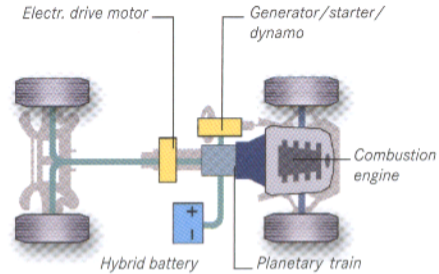
The combustion engine in combination with the generator serves the sole purpose of electricity generation and can run at an emission-optimized speed. The output flows from the generator to two and more electric motors onward to either the drive shafts or directly to the wheel-hub motors.

Parallel hybrid



Combustion engine and electric motor are connected in parallel for single or dual usage. Intelligent transmission and clutch systems control the switching between the various operating modes.

Powersplit hybrid



Part of the power from the combustion engine serves to generate power and flows from the generator to two or more electric motors to the drive shafts. The other part is transferred by conventional mechanical means. The planetary train handles the distribution of the electrical and mechanical power.