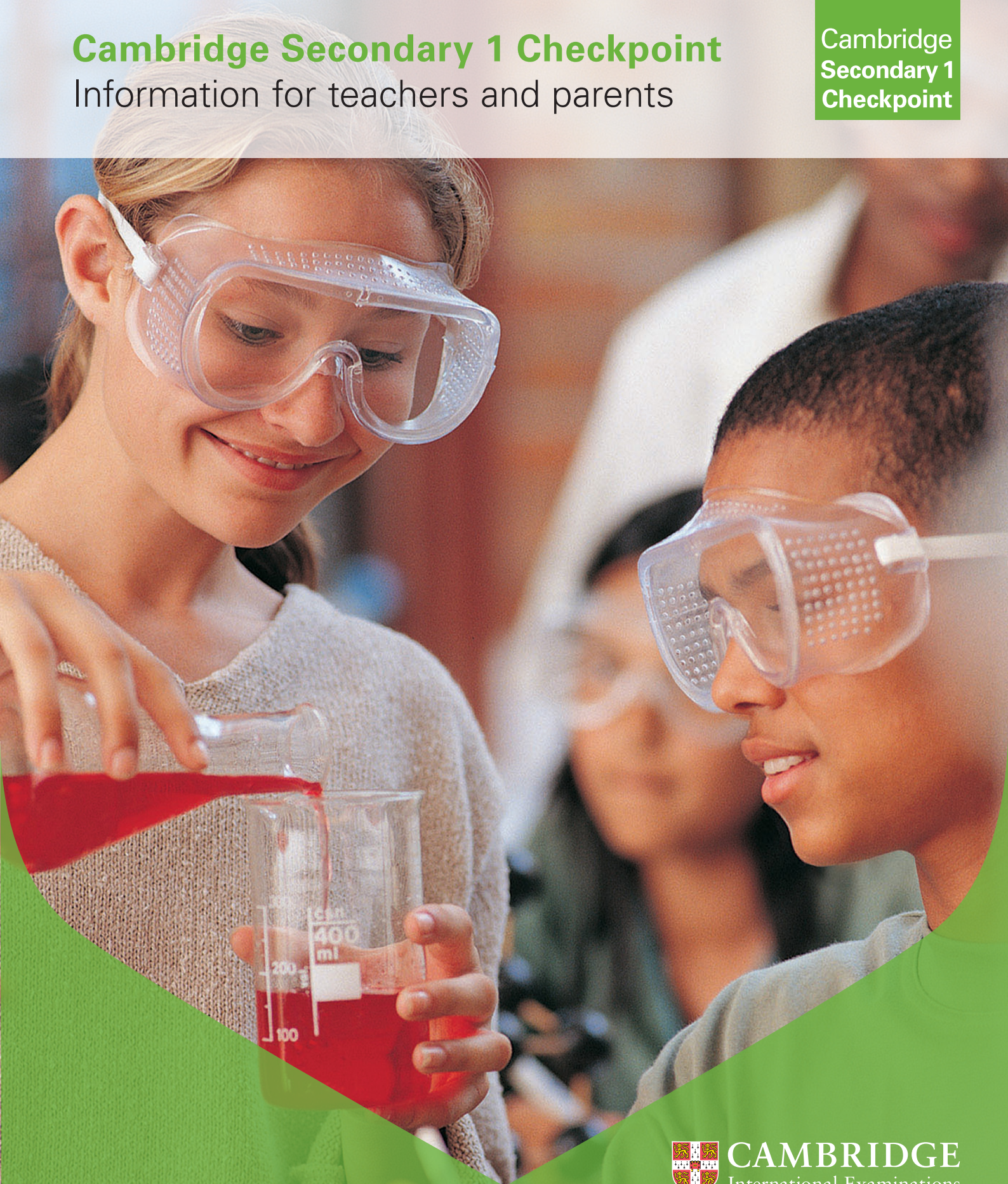


# Cambridge Secondary 1 Checkpoint

Information for teachers and parents

Cambridge  
Secondary 1  
Checkpoint



**CAMBRIDGE**  
International Examinations

*Excellence in education*

Cambridge Secondary 1 Checkpoint has been designed by Cambridge International Examinations. We have brought our expertise in assessment to help learners at this stage in their education understand their abilities in the core subject areas of English, English as a second language, mathematics and science.

Cambridge Secondary 1 Checkpoint tests are available in English, English as a second language, mathematics and science. The results – which are given in detailed feedback reports – help learners understand more about their strengths and weaknesses in these subjects.

Teachers and schools can use this information effectively to help learners achieve better results in the future and make the most of their educational opportunities. The tests are marked by us in Cambridge.

Cambridge Secondary 1 Checkpoint includes a curriculum with optional assessment. The tests provide an assessment at the end of a lower secondary education based on the learning objectives within the Cambridge Secondary 1 curriculum frameworks. Cambridge Secondary 1 Checkpoint tests skills and knowledge from stages 7–9.

Through Cambridge Secondary 1 Checkpoint, learners experience a test held under external examination conditions and gain early preparation for Cambridge IGCSE or Cambridge O Level examinations.

In addition to the detailed feedback reports, all learners taking Cambridge Secondary 1 Checkpoint tests receive a statement of achievement.

### What information do learners receive?

Each learner receives two documents:

- a Statement of Achievement which gives the learner's overall results
- a report which provides further detail on the learner's performance.

Results are given as Cambridge Secondary 1 Checkpoint scores. These scores are between 0.0 and 6.0, from the weakest performance to the best performance.

The report provides a Cambridge Secondary 1 Checkpoint score for the subject as a whole and for the main strands within each subject (a strand relates to a particular topic or skill area). This helps teachers, parents and learners identify any strengths and weaknesses.

The report also shows the types of questions that best illustrate the learner's strengths and weaknesses in comparison to other learners. The 'strengths' highlight the questions the learner answered correctly, but which most other learners of similar ability answered incorrectly. The 'weaknesses' highlight the questions that the learner answered incorrectly, but which most other learners of similar ability answered correctly.



**CAMBRIDGE ENGLISH**  
Language Assessment  
Part of the University of Cambridge

Cambridge Secondary 1 English as a Second Language has been created in collaboration with our sister organisation Cambridge English Language Assessment, the world's leading provider of qualifications for learners and teachers of English.










## How does Cambridge Secondary 1 Checkpoint help the classroom teacher and the school?

In addition to the reports which are provided for each learner, we also give feedback reports to each school. These reports give detailed information about the strengths and weaknesses of each class or teaching group and of the school as a whole. Teachers can then focus their teaching on the particular needs of each class and consider areas to concentrate on for future classes.

There is also a report for the school at the end of the test series. This gives the results of all learners from schools which took the Cambridge Secondary 1 Checkpoint tests. These are broken down by age and whether English is a first language for the learner, so that schools may compare their own results with those of similar learners around the world. The report also gives the examiner's comments on how learners performed in the tests.

Brief explanation of what Cambridge Secondary 1 Checkpoint scores mean

Overall result for the subject	Results in each major strand	Your strengths – questions where you did better than other students of the same overall ability as you	Your weaknesses – questions where you didn't do as well as other students of the same overall ability as you																																								
  																																											
<b>REPORT TO STUDENT</b>																																											
To be given to the student with the Statement of Achievement																																											
Student Name:		Centre:	Subject: English as a Second Language																																								
Student Number:		Centre Number:	Date: October 2014																																								
<p><b>Your Cambridge Checkpoint results are as follows:</b></p> <p>English as a Second Language (Overall) score = 3.2            Listening score = 3.9            Reading score = 2.4            Usage score = 3.5            Writing score = 2.6</p> <p><b>This is what the scores mean:</b></p> 		<p><b>What you got right and what you got wrong</b></p> <p>Most of your answers were as expected for a student with your Cambridge Checkpoint score. However, some of your answers were surprising; the most surprising ones are listed below. They may give you information about what parts of the subject you are good at and what parts you need to work harder at.</p> <p><b>Questions you answered well that we expected you to find difficult</b></p> <table border="1"> <thead> <tr> <th>Question and part</th> <th>Strand</th> <th>Sub-strand</th> <th>Paper</th> </tr> </thead> <tbody> <tr> <td>5</td> <td>Usage</td> <td>Sentence structure</td> <td>2</td> </tr> <tr> <td>26</td> <td>Listening</td> <td>Opinion/attitude/feeling</td> <td>3</td> </tr> <tr> <td>20</td> <td>Listening</td> <td>Opinion/attitude/feeling</td> <td>3</td> </tr> <tr> <td>19</td> <td>Usage</td> <td>Collocation</td> <td>1</td> </tr> </tbody> </table> <p><b>Questions you did not answer well that we expected you to find easy</b></p> <table border="1"> <thead> <tr> <th>Question and part</th> <th>Strand</th> <th>Sub-strand</th> <th>Paper</th> </tr> </thead> <tbody> <tr> <td>28</td> <td>Reading</td> <td>Main idea</td> <td>1</td> </tr> <tr> <td>33</td> <td>Reading</td> <td>Main idea</td> <td>1</td> </tr> <tr> <td>7o</td> <td>Writing</td> <td>Organisation</td> <td>2</td> </tr> <tr> <td>11</td> <td>Usage</td> <td>Collocation</td> <td>1</td> </tr> </tbody> </table>		Question and part	Strand	Sub-strand	Paper	5	Usage	Sentence structure	2	26	Listening	Opinion/attitude/feeling	3	20	Listening	Opinion/attitude/feeling	3	19	Usage	Collocation	1	Question and part	Strand	Sub-strand	Paper	28	Reading	Main idea	1	33	Reading	Main idea	1	7o	Writing	Organisation	2	11	Usage	Collocation	1
Question and part	Strand	Sub-strand	Paper																																								
5	Usage	Sentence structure	2																																								
26	Listening	Opinion/attitude/feeling	3																																								
20	Listening	Opinion/attitude/feeling	3																																								
19	Usage	Collocation	1																																								
Question and part	Strand	Sub-strand	Paper																																								
28	Reading	Main idea	1																																								
33	Reading	Main idea	1																																								
7o	Writing	Organisation	2																																								
11	Usage	Collocation	1																																								

  		
<b>STATEMENT OF ACHIEVEMENT</b>		
Student Number:	Centre Name:	Centre Number:
<p><b>Overall result</b></p> <p>Subject: English as a Second Language</p> <p>Cambridge Checkpoint Score: 3.2</p> <p>Date: October 2014</p>		<p><b>Strand results</b></p> <p>Listening 3.9</p> <p>Reading 2.4</p> <p>Usage 3.5</p> <p>Writing 2.6</p>
<p><b>Explanatory Notes</b></p> <p>The results are given using the Cambridge Checkpoint scale. Scores on the Cambridge Checkpoint scale are from 0.0 (the lowest level of achievement) to 6.0 (the highest level of achievement).</p> <p>This document is a Statement of Achievement in a Cambridge Checkpoint test. Examination certificates are not issued for Cambridge Checkpoint tests.</p>		



## How do Cambridge Secondary 1 Checkpoint tests work?

Cambridge Secondary 1 Checkpoint tests have two question papers for each subject. Each paper takes approximately one hour to complete, although this varies from subject to subject. Schools hold the tests at any time during a specified period to fit within the school timetable – during April and October each year.

Learners from many countries around the world take Cambridge Secondary 1 Checkpoint tests so the questions are suitable for an international audience and can be answered by learners from different cultural and language backgrounds.

Questions are written for learners aged approximately 14 years old. To ensure suitability, test questions are trialled before being used in question papers.

After the tests are completed they are sent to us in Cambridge for marking. Marks are carefully analysed and a report is produced on each learner's work. The marking process and preparation of the reports takes approximately six to eight weeks from receipt of scripts. There is a single date for release of results.



**Learn more!** For more information on Cambridge Secondary 1 Checkpoint please visit [www.cie.org.uk/secondary1](http://www.cie.org.uk/secondary1) or contact Customer Services on +44 1223 553554 or email [info@cie.org.uk](mailto:info@cie.org.uk)

