

Engineered Lumber

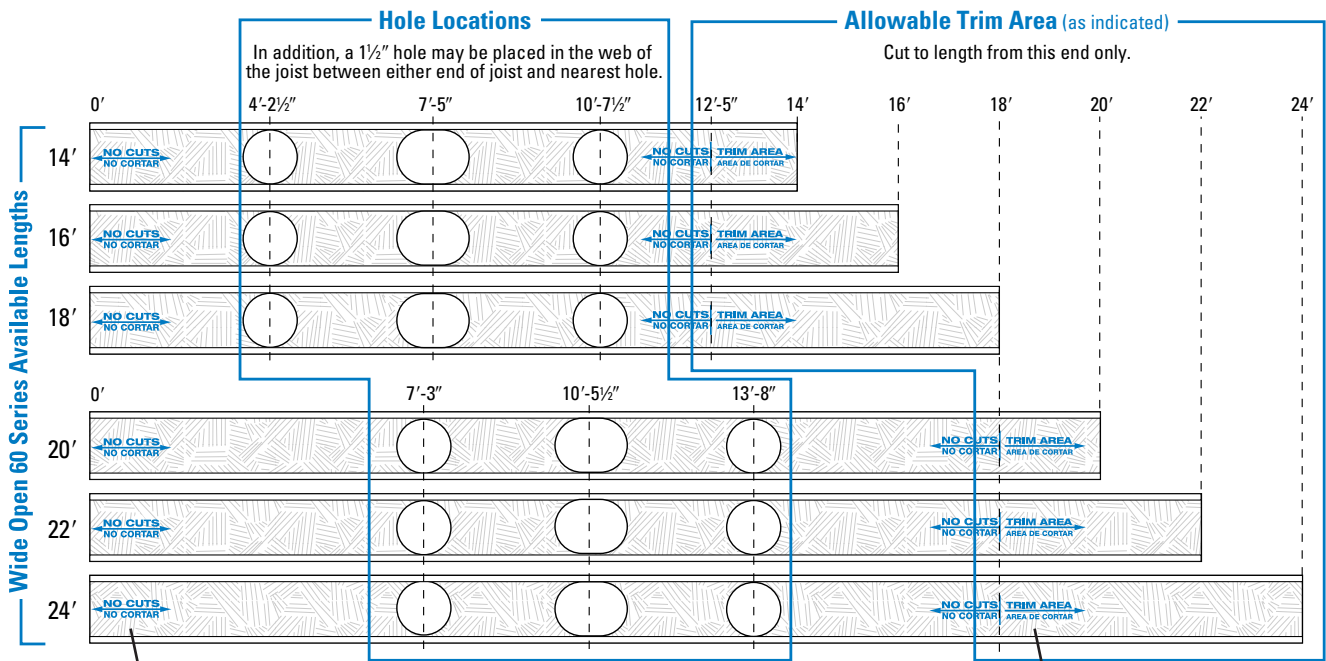
Specifications

Introducing the new WIDE OPEN™ WOOD I BEAM™ Joist from Georgia-Pacific.

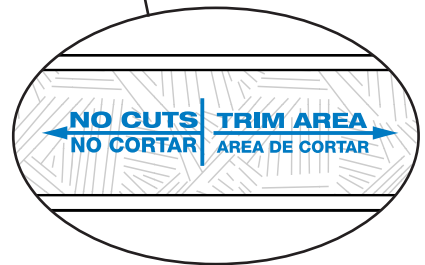

The leading WIDE flange I joist just got better with the addition of pre-cut web openings for faster, easier installation of most mechanical services.

The 16" deep, Wide Open series joist is an advanced pre-engineered wood product that utilizes Georgia-Pacific technological expertise in wood fiber and adhesives. G-P's Engineered Lumber Products are delivered to you through Georgia-Pacific's nationwide distribution system.

- 16" deep, six standard lengths trimmable as shown below
- Two large 11¾" pre-cut round holes and one large 11¾" x 16" pre-cut obround hole per piece
- Indexed end for hole alignment
- Lightweight (3.7 lbs/ft), cost-efficient and easy to work with
- 2½" wide, high-strength solid lumber flange
- FiberStrong® OSB web
- Proprietary web-to-flange joint
- Excellent dimensional stability with broader gluing and nailing surfaces
- Limited Lifetime Warranty



Except for cutting to length, top and bottom flanges of the joist may not be cut or drilled.



Span

Spans in the following tables are for residential loading as noted. WO 60 series Wood I Beam™ joists with pre-cut holes can be spaced up to 24" o.c. for maximum cost savings while maintaining improved performance of L/480 or better for stiffer feeling floors.



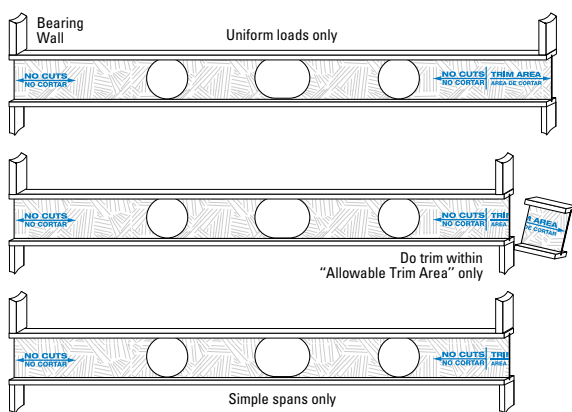
Span Chart

Loading: LL = 40 psf, DL = 10 or 20 psf					
Length	Max Span* 24" o.c. or less	*Maximum Span is clear span and is computed to allow minimum 1 1/4" bearing at each end of the joist.			
14'	13'-8 1/2"				
16'	15'-8 1/2"				
18'	17'-8 1/2"				
20'	19'-8 1/2"				
	Max Span* 16" o.c. or less	Loading: LL = 40 psf, DL = 10 psf		Loading: LL = 40 psf, DL = 20 psf	
		Max Span*		Max Span*	
		19.2" o.c.	24" o.c.	19.2" o.c.	24" o.c.
22'	21'-8 1/2"	21'-8 1/2"	21'-8 1/2"	21'-8 1/2"	21'-0"
24'	23'-8 1/2"	23'-8 1/2"	23'-0"	23'-6"	21'-0"

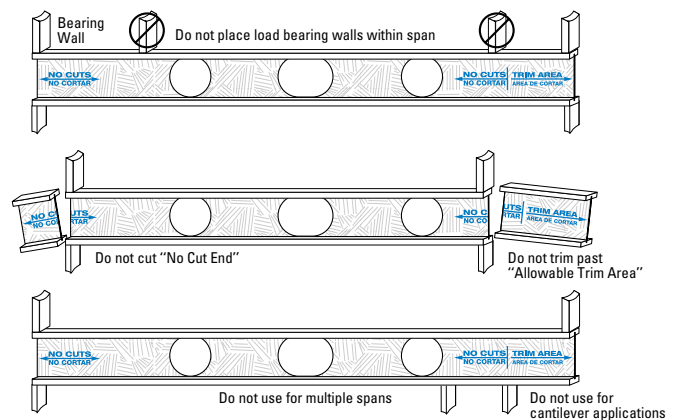
NOTES:

- Spans are based on **uniform loads** as noted above; live load deflection is no greater than L/480 **for better performance**. Floor performance is greatly influenced by the stiffness of the floor joists. Experience has shown that joists designed to the code minimum live load deflection (L/360) will result in a floor which may not meet the expectations of some end users. G-P strongly recommends floor spans for Wood I Beam™ joists be limited to L/480 live load deflection (one-third stiffer than required by code).
- Spans are clear distances between supports and are based on composite action with glued-nailed APA Rated Sheathing or Sturd-I-Floor® of minimum thickness 1 9/32" (40/20 or 20 oc) for joist spacing of 19.2" or less, or 2 1/2" (48/24 or 24 oc) for a joist spacing of 24". Adhesive must meet APA AFG-01.
- Simple span only; multiple spans are not permitted.
- Concentrated loads from headers, beams or load bearing walls above are not permitted.
- Minimum end bearing length is 1 1/4"**
- Not all products are available at all distribution centers; contact G-P for availability.

DO



DON'T



NOTE: Wide Open Wood I Beam intended for uniformly loaded residential floors. Non-stacking loads are not allowed with this product. Rim or blocking is required at ends. For all other conditions, contact G-P at 800-839-2588.



*See complete Warranty for terms, conditions and limitations from: Georgia-Pacific Corporation, 133 Peachtree St., Atlanta, GA 30303.

STURD-I-FLOOR is a registered trademark of APA-The Engineered Wood Association. WE MAKE THE THINGS THAT MAKE YOU FEEL AT HOME, WIDE OPEN, WIDE MATTERS and WOOD I BEAM are trademarks, and FIBERSTRONG and the WOOD I BEAM logo are registered trademarks of Georgia-Pacific Corporation.

©2001 Georgia-Pacific Corporation. All rights reserved.
Printed in the U.S.A. 5/01. PIT Lit. Item #123013.



We make the things that make you feel at home.™

Georgia-Pacific Corporation
133 Peachtree Street, N.E.
Atlanta, GA 30303

1-800-BUILD G-P www.gp.com